

X-Beam™ Mobile FPC Connector Overview

High Current, Low Resistance, Ultra Low Profile

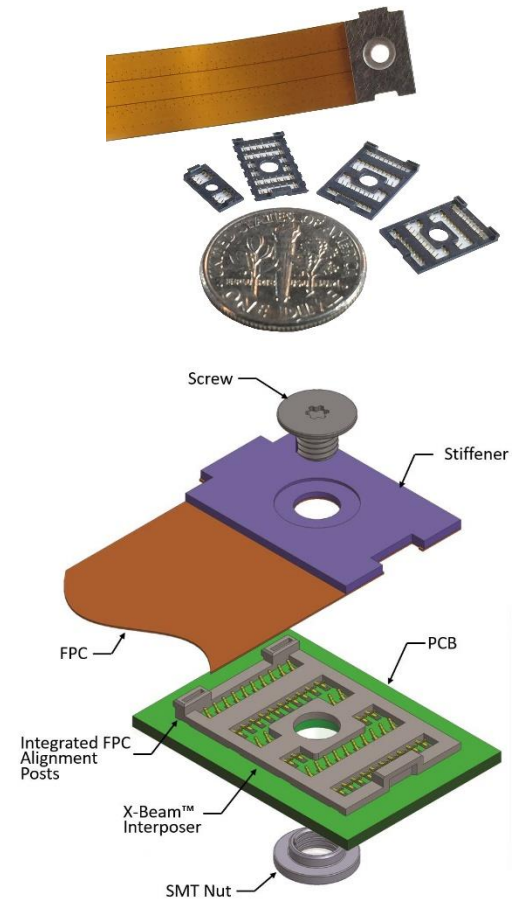
OVERVIEW

Mobile devices are increasingly thinner, yet demands are also ever-increasing for more power and higher signal performance. As a result, smaller, lower profile and higher efficiency connectors are needed to optimize the design and maximize performance.

The **X-Beam™ Connector** provides a unique solution in its ability to support both high current and high signal speed in one design. By integrating the historically proven Neoconix micro-spring design into an over-molded thermoplastic carrier, the X-Beam connector enables superior electrical performance coupled with ease of assembly with a total mated height solution as low as 1mm.

FEATURES

- Ultra-low profile, 0.35 – 0.46mm interposer base height
- One-step high reliability screw assembly
- High speed signal contacts up to 28Gbps.
- SMT Processing
- Current capacity up to 1.5A per position
- Offered with pick & place cap and tape & reel packaging
- Pick & place compatible standard hardware
- Additional customization options offered
- Compliant with ROHS 2011/65/EU and IPC-4101B (halogen-free)



STANDARD PRODUCT FAMILY¹

Part Number 1	Alignment Post Height	Contacts	Current Max (A) ⁽³⁾	Length (mm)	Width (mm)	Base Height (mm)	FPC Thickness (mm)	Stiffener Thickness (mm)	Hardware	Total Height (mm)
XBM-D012A	Short	12	5.5	8.0	3.6	0.46	0.10	0.20	M1.2	1.03 ⁴
XBM-G028A ²	Short	28	8.5	10.8	6.7	0.35	0.15	0.40	M2.0	1.22 ⁴
XBM-D048A	Short	48	11	11.4	7.7	0.40	0.10	0.50	M2.0	1.33 ⁴
XBM-D048C	Tall	48	11	11.4	7.7	0.40	0.10	0.50	M2.0	1.68 ⁵
XBM-D068A	Tall	68	14	13.6	7.7	0.40	0.10	0.50	M2.0	1.68 ⁵
XBM-D068C	Short	68	14	13.6	7.7	0.40	0.10	0.50	M2.0	1.33 ⁴


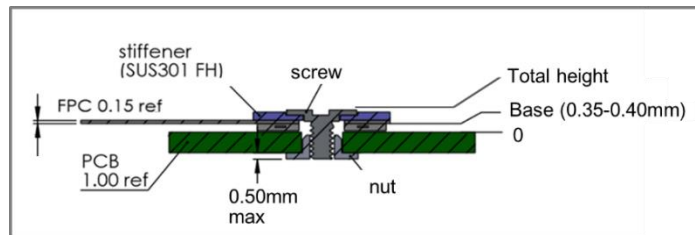
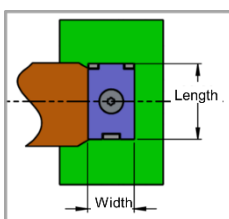
1. Additional Customization Available Upon Request

2. XBM-G028A specifically configured with 24 Power/Ground Contacts + 4 Signal Contacts

3. Power + Ground (ex. 5.5A Pwr + 5.5A Grnd)

4. Total assembled height based on 0.10 thk FPC example, total height may change depending on final FPC design & layer count

5. Total height from PCB to top of tall alignment post



FOR MORE INFORMATION

Neoconix, Inc., 4020 Moorpark Ave, #108, San Jose, CA 95117. Web: www.neoconix.com E: sales@neoconix.com P: 408.530.9393