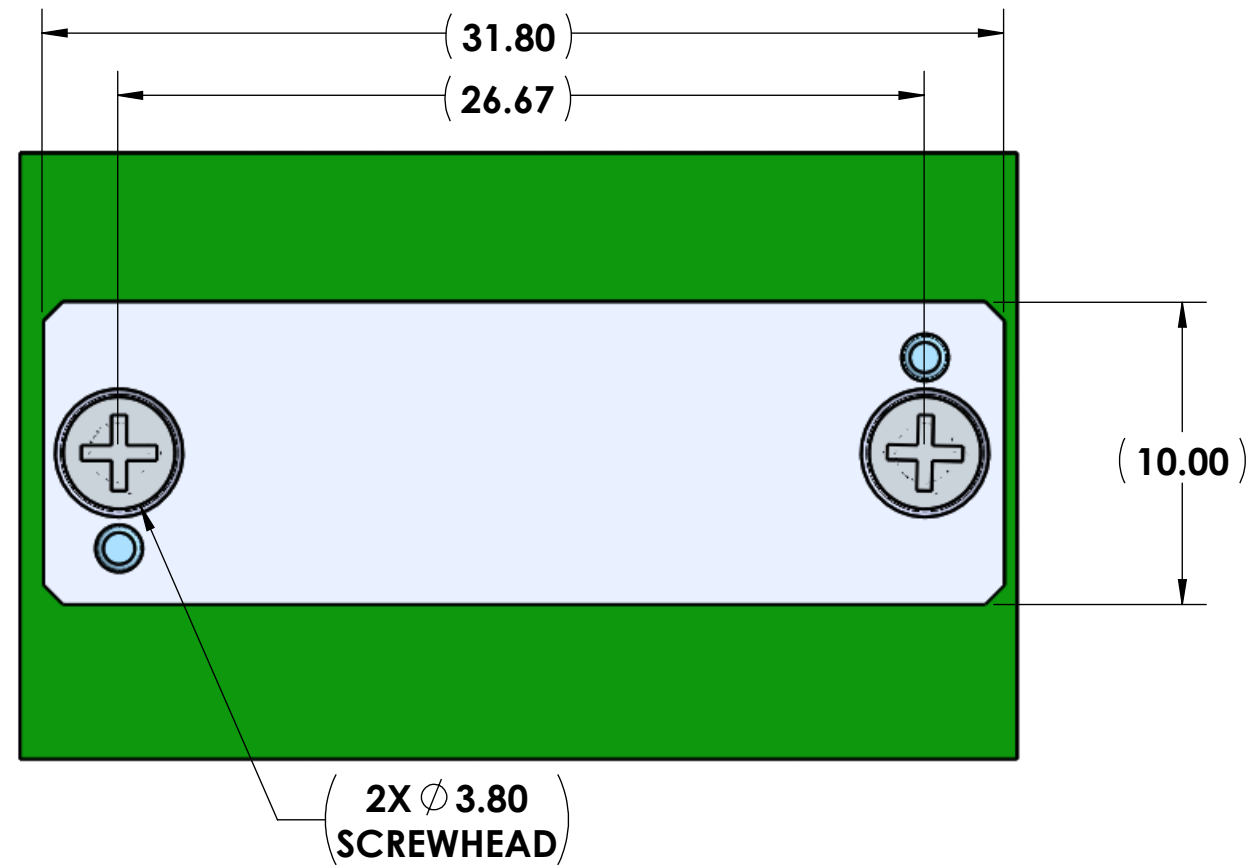


- PROPRIETARY INFORMATION -  
NO USE OR REPRODUCTION MAY BE MADE OF  
THIS DOCUMENT WITHOUT EXPRESS WRITTEN  
PERMISSION OF NEOCONIX.

REVISION				
REV	ECN	DESCRIPTION	DATE	DESIGN BY
1	0000	INITIAL RELEASE	10-24-2023	DH
2	0000	REVISE DIMS AND NOTES	11-24-2023	FRED/TAN
3	0000	REVISE DIMS AND NOTES	04-08-2024	MY



TOP STIFFENER +  
INUSLATING TAPE  
(1.85)

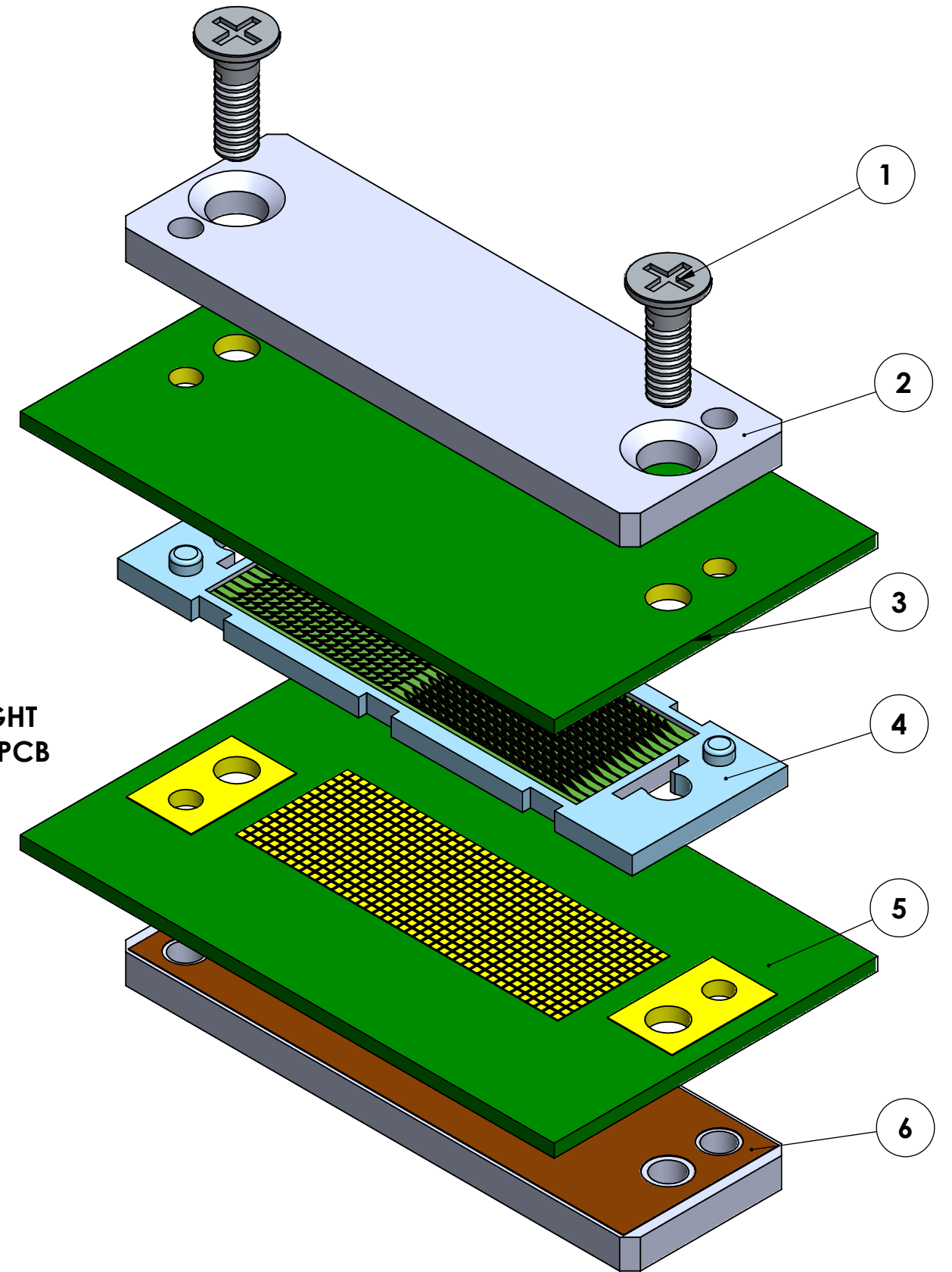
INTERPOSER  
(1.10)

TOP PCB  
(0.80)

TOTAL HEIGHT  
ABOVE THE PCB  
(3.75)

BOT STIFFENER +  
INUSLATING TAPE  
(1.85)

BOTTOM PCB  
(0.80)

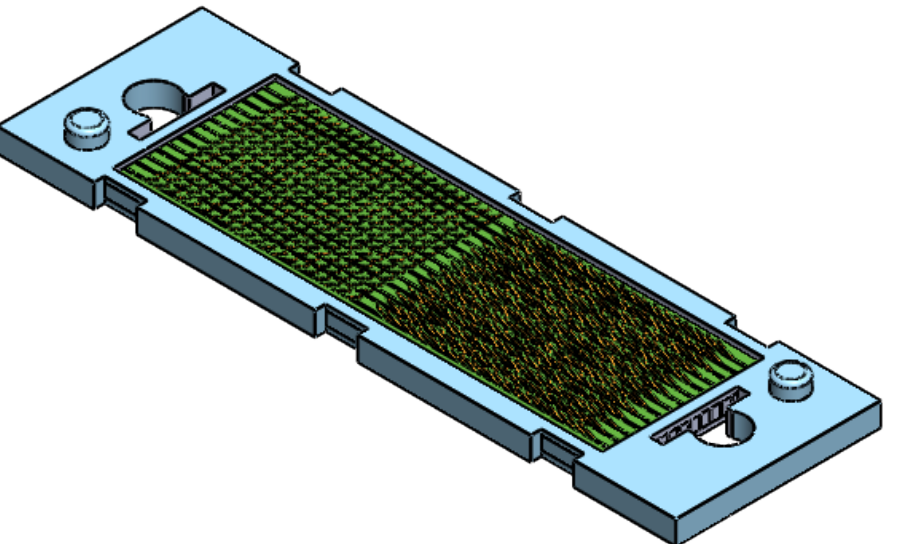
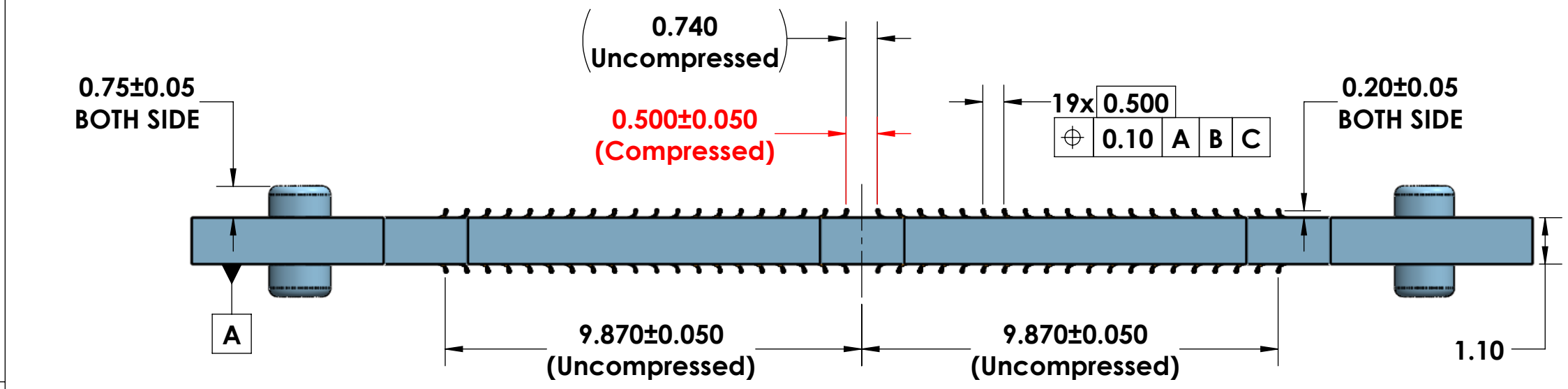
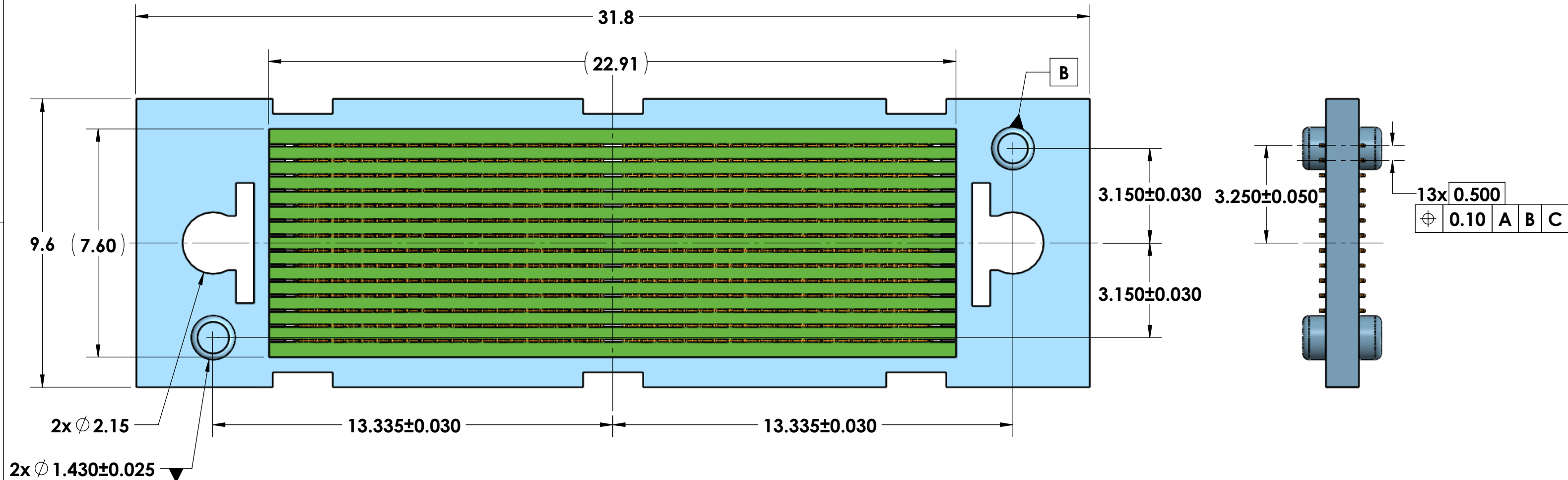


ITEM	DESCRIPTION	NEOCONIX P/N	QTY PER ASSY
1	M2 Flathead Screw	Various *	2
2	Top Stiffener	B01-000846	1
3	Top PCB	N/A – Customer Supplied	1
4	Interposer	SPH3-SB560A	1
5	Bottom PCB	N/A – Customer Supplied	1
6	Bottom Stiffener	B01-000847	1

\*See **AS-000078** for various part number options based on assembly thickness stackup.  
All items ordered separately

<p>4020 MOORPARK AVENUE #108 SAN JOSE, CA 95117 USA TEL: 408-530-9393 FAX: 408-530-9383</p>	<p>DIMENSIONS ARE IN MM [INCH] .X ±0.13 .XX ±0.08 .XXX ±0.025 ANGLE: NO DEC ±2 DEGREE .X ± .XX ±</p>	<p>MATERIAL: <b>SEE NOTES</b></p>	<p>TITLE: <b>SPH3 ASSEMBLY 560 POS LGA-LGA</b></p>	
	<p>FINISH:</p>	<p>DRAWN BY: <b>MY</b> 04-08-2024</p>	<p>CHECKED BY: <b>JianYu</b> 04-08-2024</p>	<p>SIZE: <b>B+</b></p>
	<p>ENGR APPR:</p>	<p>MFG APPR:</p>	<p>QA APPR:</p>	<p>DWG NUMBER: <b>SPH3-SB560A-ASY</b></p>
	<p>THIRD ANGLE</p>	<p>SCALE: 5:1</p>	<p>SHEET 1 OF 4</p>	<p>REV <b>3</b></p>

- PROPRIETARY INFORMATION -  
NO USE OR REPRODUCTION MAY BE MADE OF  
THIS DOCUMENT WITHOUT EXPRESS WRITTEN  
PERMISSION OF NEOCONIX.



**NOTES (UNLESS OTHERWISE SPECIFIED):**

1. INTERPRET DRAWING PER ASME Y14.5M-1994.
2. HALOGEN-FREE PER IPC-4101B.
3. COMPLIANT WITH RoHS DIRECTIVE 2011/65/EU.
4. CENTER MARKS OF CONTACT POSITIONS ARE FOR UNCOMPRESSED STATE.
5. FRAME MATERIAL: LCP.

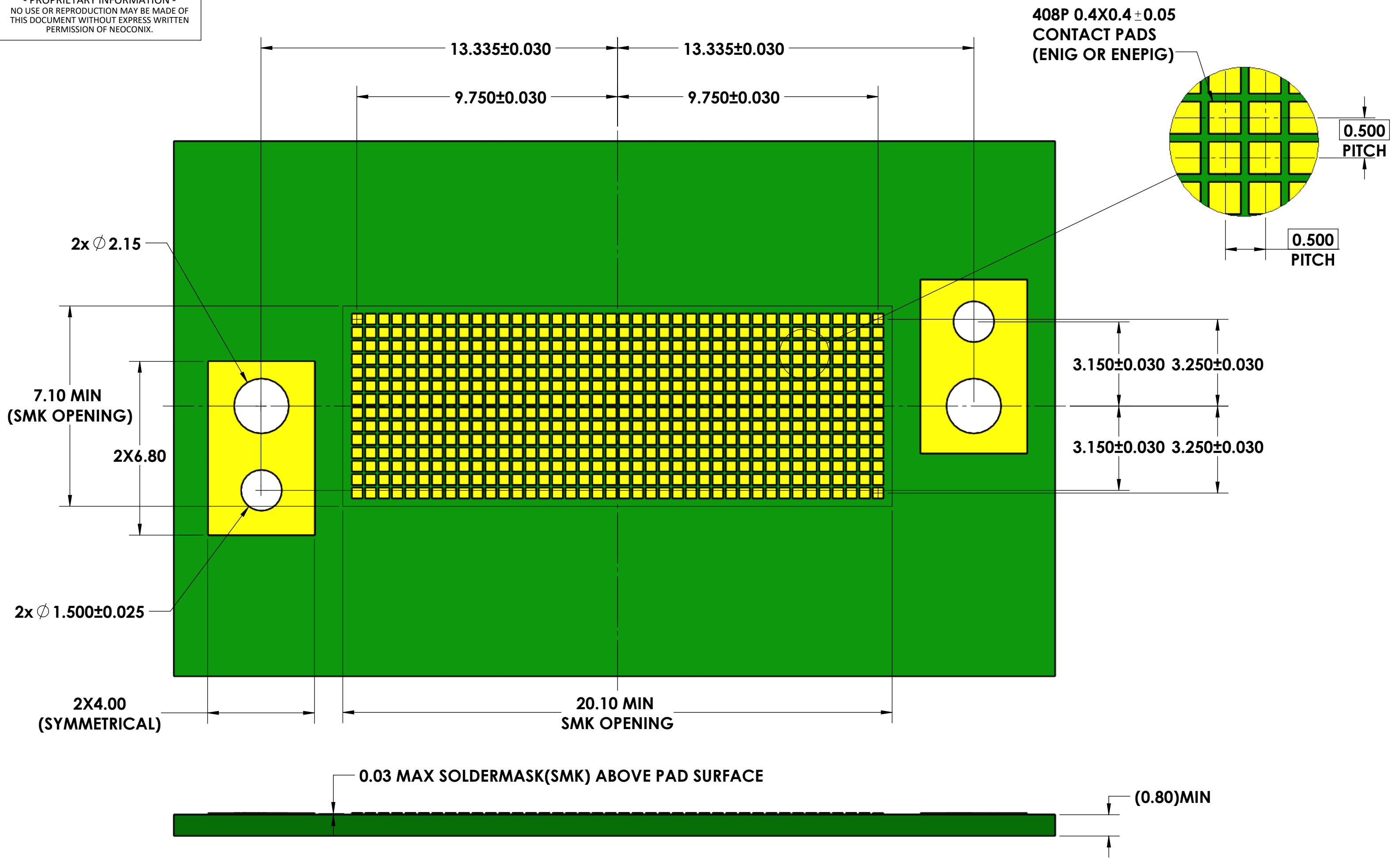
**neconix**  
4020 MOORPARK AVENUE #108  
SAN JOSE, CA 95117 USA  
TEL: 408-530-9393 FAX: 408-530-9383

DIMENSIONS ARE IN  
MM [INCH]  
.X ±0.13  
.XX ±0.08  
.XXX ±0.025  
ANGLE: NO DEC±2 DEGREE  
.X±  
.XX±

MATERIAL:	SEE NOTES	
FINISH:		
DRAWN BY:	MY	04-08-2024
CHECKED BY:	JianYu	04-08-2024
ENGR APPR:		
MFG APPR:		
QA APPR:		

TITLE:	SPH3 INTERPOSER 560 POS LGA-LGA	
DWG NUMBER:	SPH3-SB560A	REV 3
SCALE:	5:1	SHEET 2 OF 4

- PROPRIETARY INFORMATION -  
NO USE OR REPRODUCTION MAY BE MADE OF  
THIS DOCUMENT WITHOUT EXPRESS WRITTEN  
PERMISSION OF NEOCONIX.



## BOTTOM PCB

### NOTES (UNLESS OTHERWISE SPECIFIED):

1. IF THE VIA NEEDS TO BE LOCATED WITHIN THE 0.4X0.40 PAD, IT MUST BE FILLED, PLATED, AND PLANARIZED WITH 25UM MAX DIMPLE.
2. SOLDERMASK APPLICATION IN THE ARRAY AREA IS OPTIONAL. IF APPLIED, IT SHALL NOT PROTRUDE MORE THAN 0.03MM ABOVE THE SURFACE OF THE MATING PADS.

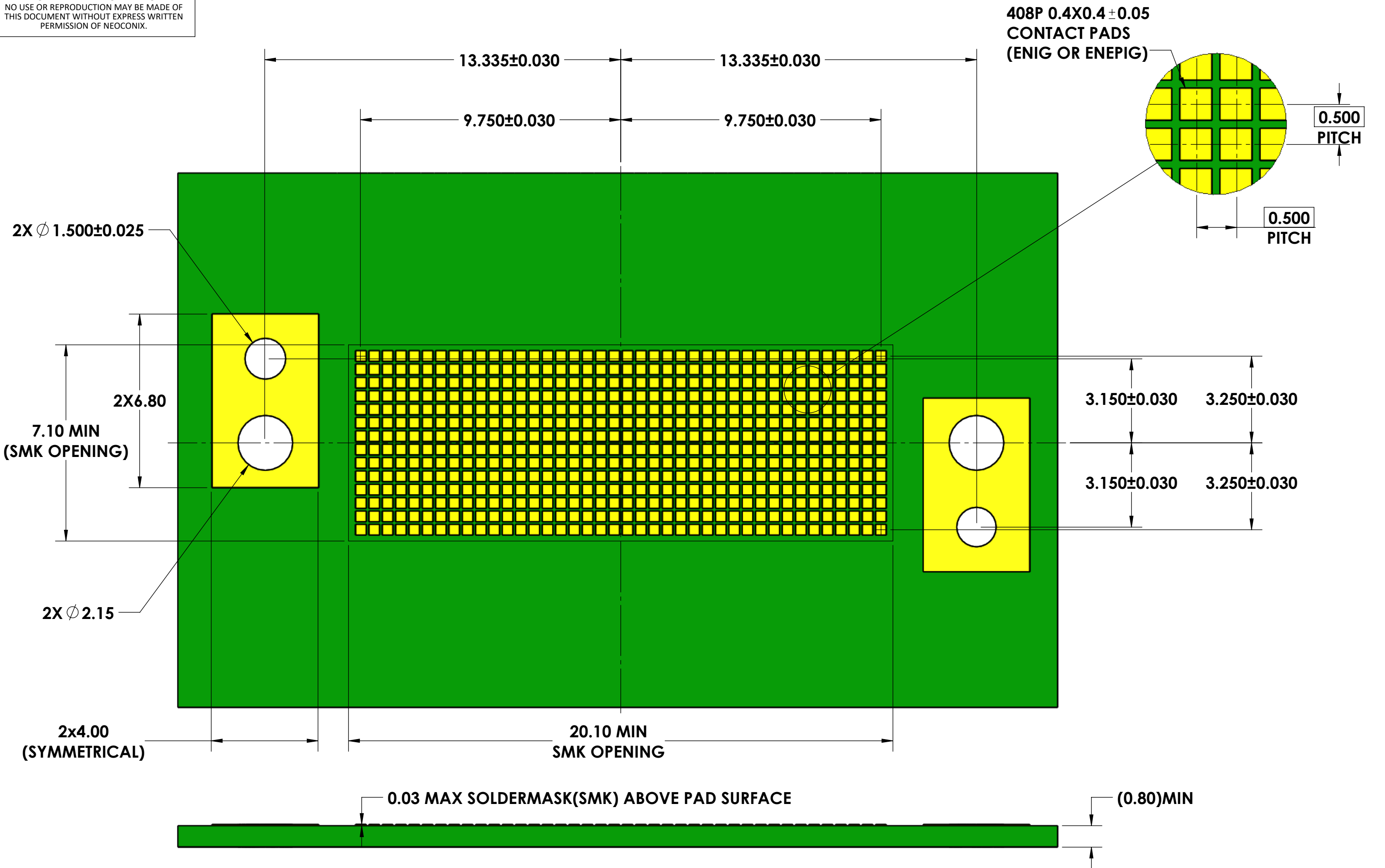
**neconix**  
4020 MOORPARK AVENUE #108  
SAN JOSE, CA 95117 USA  
TEL: 408-530-9393 FAX: 408-530-9383

DIMENSIONS ARE IN  
MM [INCH]  
.X ±0.13  
.XX ±0.08  
.XXX ±0.025  
ANGLE: NO DEC ±2 DEGREE  
.X±  
.XX±  
THIRD ANGLE

MATERIAL: **SEE NOTES**  
FINISH:  
DRAWN BY: MY 04-08-2024  
CHECKED BY: JianYu 04-08-2024  
ENGR APPR:  
MFG APPR:  
QA APPR:

TITLE: **RECOMMENDED PCB LAYOUT  
SPH3-SB560A**  
DWG NUMBER: **SPH3-SB560A-PCB** REV **3**  
SCALE: 5:1 SHEET 3 OF 4

- PROPRIETARY INFORMATION -  
NO USE OR REPRODUCTION MAY BE MADE OF  
THIS DOCUMENT WITHOUT EXPRESS WRITTEN  
PERMISSION OF NEOCONIX.



## TOP PCB

### NOTES (UNLESS OTHERWISE SPECIFIED):

- IF THE VIA NEEDS TO BE LOCATED WITHIN THE 0.4X0.4 PAD, IT MUST BE FILLED, PLATED, AND PLANARIZED WITH 25UM MAX DIMPLE.
- SOLDERMASK APPLICATION IN THE ARRAY AREA IS OPTIONAL. IF APPLIED, IT SHALL NOT PROTRUDE MORE THAN 0.03MM ABOVE THE SURFACE OF THE MATING PADS.

**neconix**  
4020 MOORPARK AVENUE #108  
SAN JOSE, CA 95117 USA  
TEL: 408-530-9393 FAX: 408-530-9383

DIMENSIONS ARE IN  
MM [INCH]  
.X ±0.13  
.XX ±0.08  
.XXX ±0.025  
ANGLE: NO DEC ±2 DEGREE  
.X ±  
.XX ±

MATERIAL: SEE NOTES  
FINISH:  
DRAWN BY: MY 04-08-2024  
CHECKED BY: JianYu 04-08-2024  
ENGR APPR:  
MFG APPR:  
QA APPR:

TITLE: RECOMMENDED PCB LAYOUT  
SPH3-SB560A  
DWG NUMBER: SPH3-SB560A-PCB  
REV: 3  
SCALE: 5:1 SHEET 4 OF 4

