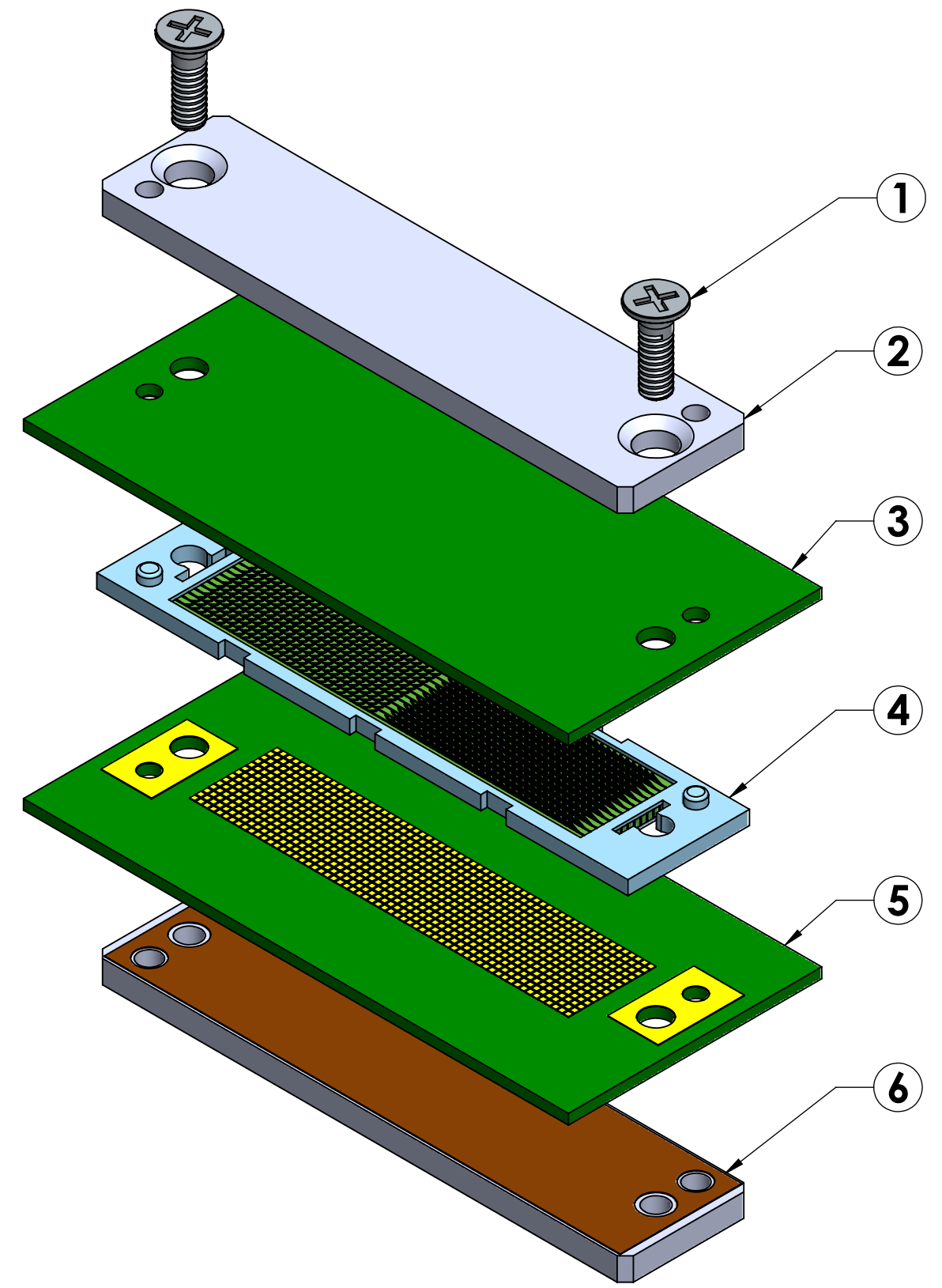
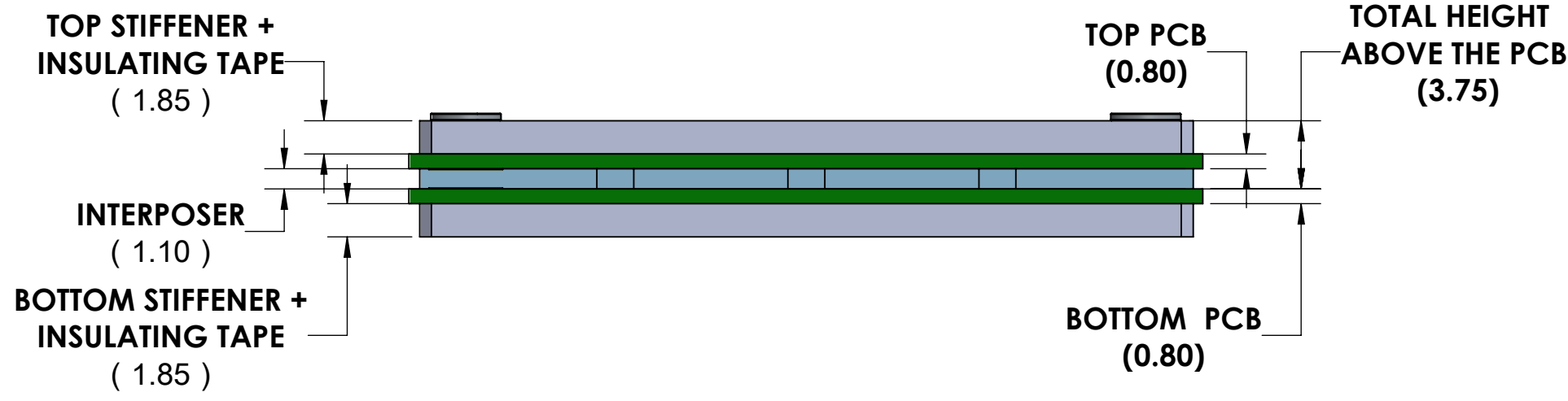
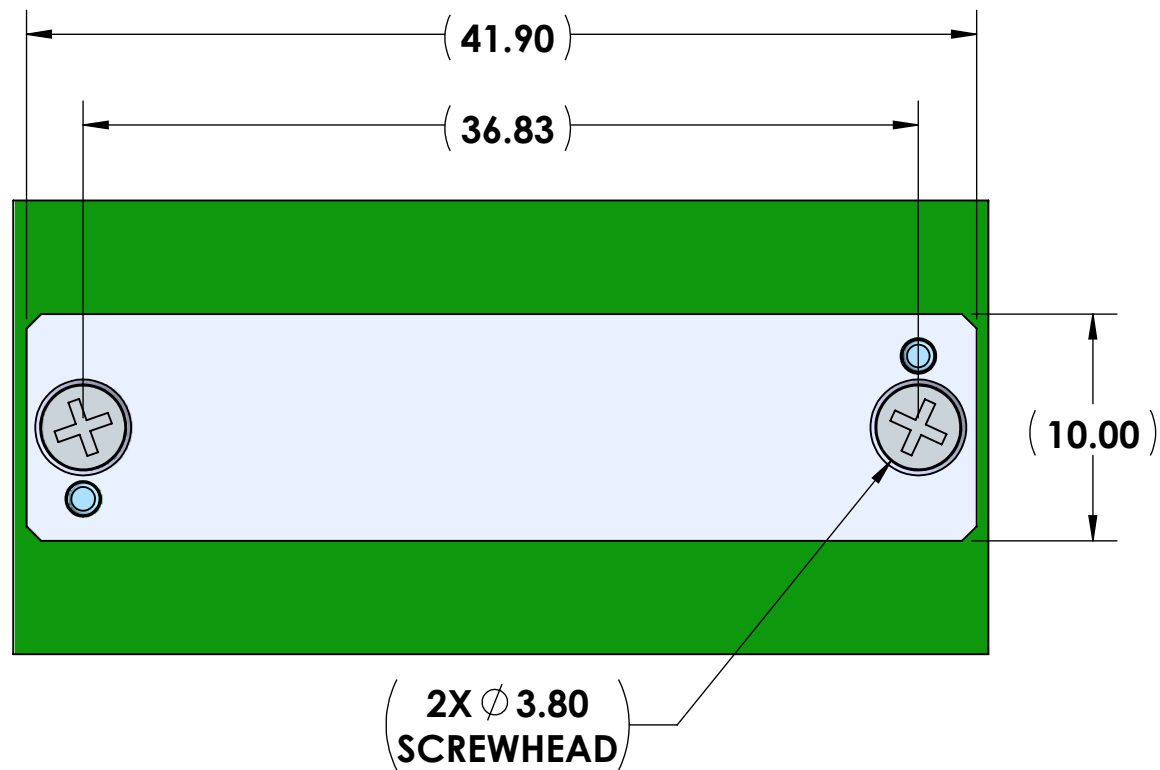


- PROPRIETARY INFORMATION -  
NO USE OR REPRODUCTION MAY BE MADE OF  
THIS DOCUMENT WITHOUT EXPRESS WRITTEN  
PERMISSION OF NEOCONIX.

REVISION				
REV	ECN	DESCRIPTION	DATE	DESIGN BY
1	0000	INITIAL RELEASE	10/23/2023	HM
2	0000	REVISE DIMS AND NOTES	11/18/2023	FRED/TAN
3	0000	REVISE DIMS AND NOTES	04/07/2024	HM

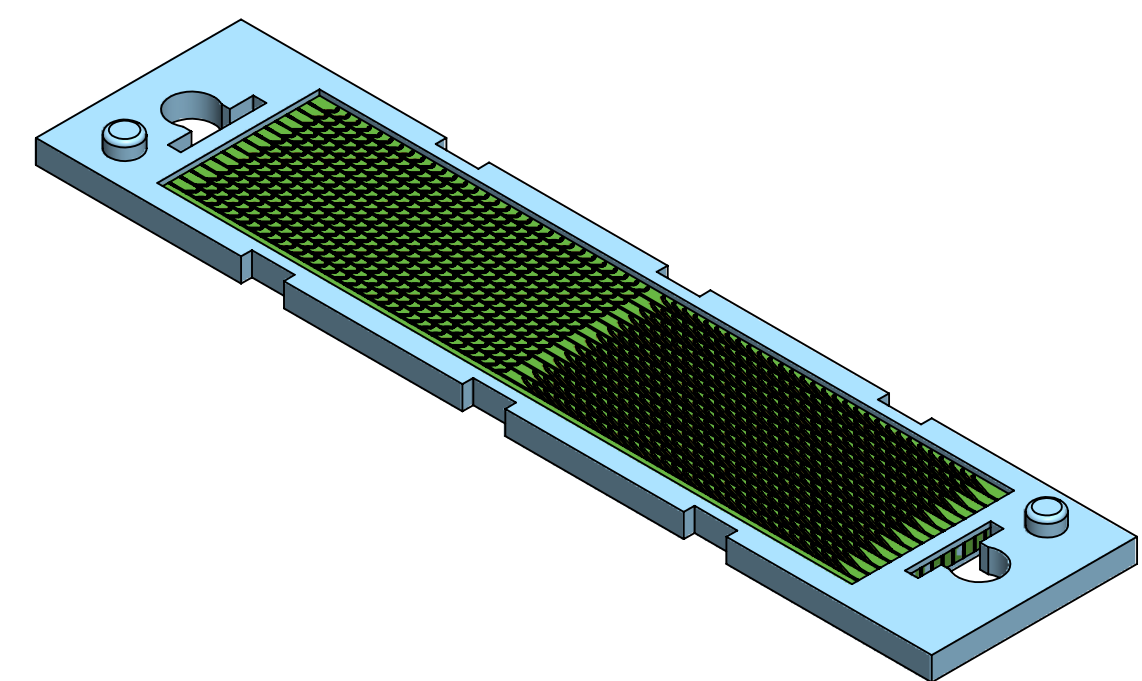
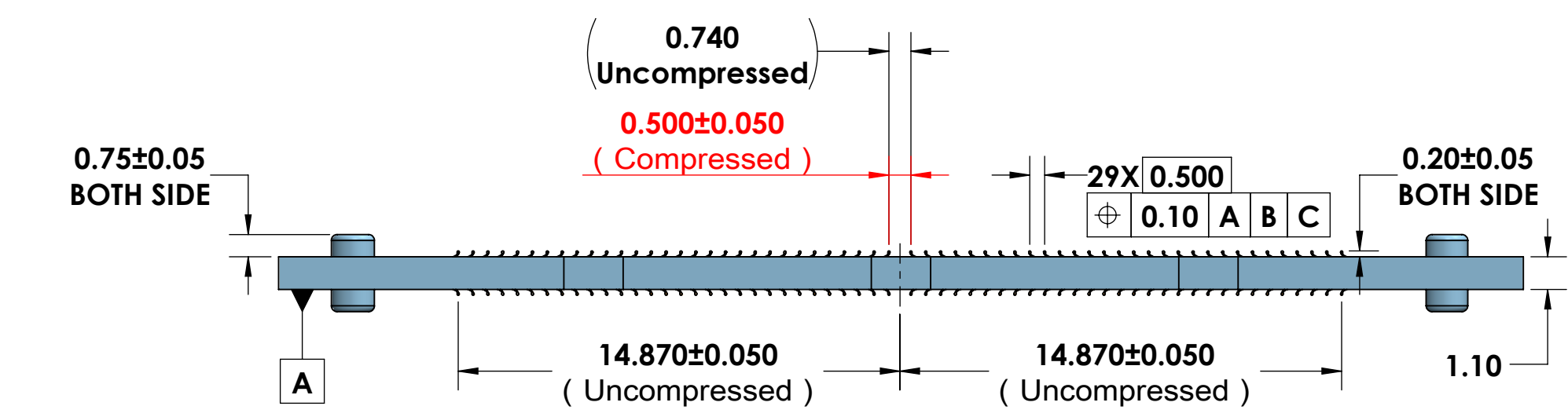
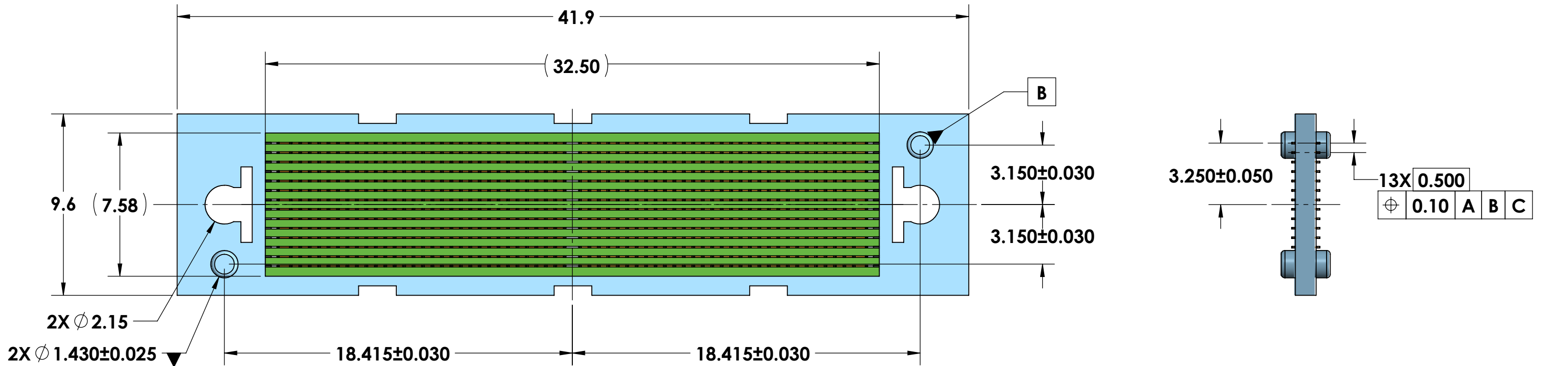


ITEM	DESCRIPTION	NEOCONIX P/N	QTY PER ASSY
1	M2 Flathead Screw	Various *	2
2	Top Stiffener	B01-000842	1
3	Top PCB	N/A – Customer Supplied	1
4	Interposer	SPH3-LB840A	1
5	Bottom PCB	N/A – Customer Supplied	1
6	Bottom Stiffener	B01-000843	1

\*See **AS-000078** for various part number options based on assembly thickness stackup. All items ordered separately.

<p>4020 MOORPARK AVENUE #108 SAN JOSE, CA 95117 USA TEL: 408-530-9393 FAX: 408-530-9383</p>	DIMENSIONS ARE IN MM [INCH] .X ±0.13 .XX ±0.08 .XXX ±0.025 ANGLE: NO DEC ±2 DEGREE .X± .XX±	MATERIAL: <b>SEE NOTES</b> FINISH: DRAWN BY: HM 04/07/2024 CHECKED BY: JianYu 04/07/2024 ENGR APPR: MFG APPR: QA APPR:	TITLE: <b>SPH3 Assembly 840 POS LGA-LGA</b> DWG NUMBER: <b>SPH3-LB840A-ASY</b>
	THIRD ANGLE	SCALE: 5:1	SHEET 1 OF 4
	REV 3	SIZE B+	REV 3
	TEL: 408-530-9393 FAX: 408-530-9383	SCALE: 5:1	SHEET 1 OF 4

- PROPRIETARY INFORMATION -  
NO USE OR REPRODUCTION MAY BE MADE OF  
THIS DOCUMENT WITHOUT EXPRESS WRITTEN  
PERMISSION OF NEOCONIX.



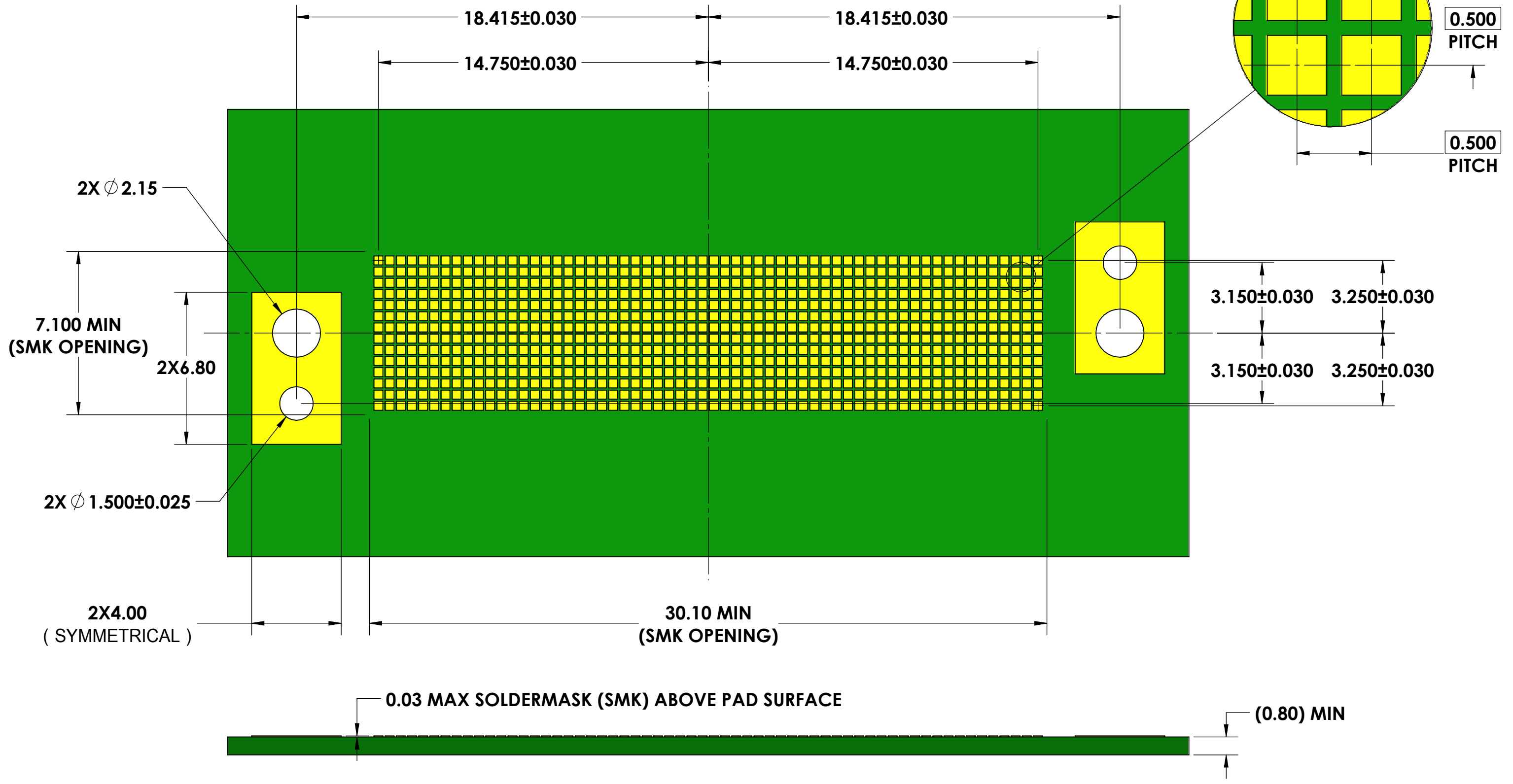
**NOTES (UNLESS OTHERWISE SPECIFIED):**

1. INTERPRET DRAWING PER ASME Y14.5M-1994.
2. HALOGEN-FREE PER IPC-4101B.
3. COMPLIANT WITH RoHS DIRECTIVE 2011/65/EU.
4. CENTER MARKS OF CONTACT POSITIONS ARE FOR COMPRESSED STATE.
5. FRAME MATERIAL: LCP.

<p>4020 MOORPARK AVENUE #108 SAN JOSE, CA 95117 USA TEL: 408-530-9393 FAX: 408-530-9383</p>	DIMENSIONS ARE IN MM [INCH] .X ±0.13 .XX ±0.08 .XXX ±0.025 ANGLE: NO DEC ±2 DEGREE .X ± .XX ±		MATERIAL: <b>SEE NOTES</b> FINISH:		TITLE: <b>SPH3 INTERPOSER 840 POS LGA-LGA</b>	
	DRAWN BY: <b>HM</b> 04/07/2024		CHECKED BY: <b>JianYu</b> 04/07/2024		SIZE: <b>B+</b>	
	ENGR APPR:		MFG APPR:		DWG NUMBER: <b>SPH3-LB840A</b>	
	QA APPR:		SCALE: 5:1		SHEET 2 OF 4	

- PROPRIETARY INFORMATION -  
NO USE OR REPRODUCTION MAY BE MADE OF  
THIS DOCUMENT WITHOUT EXPRESS WRITTEN  
PERMISSION OF NEOCONIX.

**840P 0.4X0.4 ±0.05  
CONTACT APDS  
(ENIG or ENEPIG)**



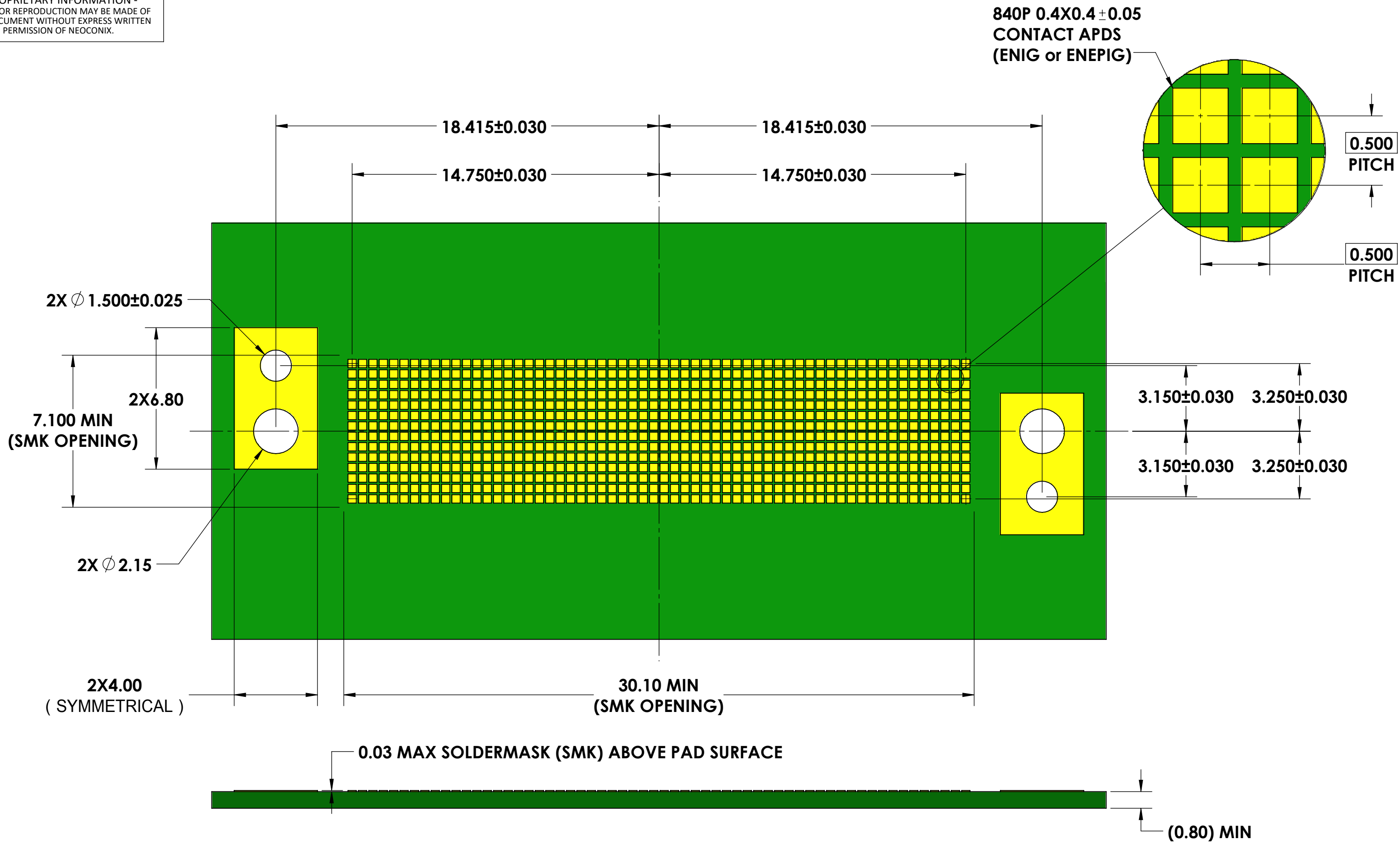
## BOTTOM PCB

NOTES (UNLESS OTHERWISE SPECIFIED):

- IF THE VIA NEEDS TO BE LOCATED WITHIN THE 0.40X0.40 PAD, IT MUST BE FILLED, PLATED, AND PLANARIZED WITH 25UM MAX DIMPLE.
- SOLDERMASK APPLICATION IN THE ARRAY AREA IS OPTIONAL. IF APPLIED, IT SHALL NOT PROTRUDE MORE THAN 0.03MM ABOVE THE SURFACE OF THE MATING PADS.

<p>4020 MOORPARK AVENUE #108 SAN JOSE, CA 95117 USA TEL: 408-530-9393 FAX: 408-530-9383</p>	DIMENSIONS ARE IN MM [INCH] .X ±0.13 .XX ±0.08 .XXX ±0.025 ANGLE: NO DEC ±2 DEGREE .X± .XX±		MATERIAL: <b>SEE NOTES</b> FINISH:		TITLE: <b>RECOMMENDED PCB LAYOUT SPH3-LB840A</b>	
	DRAWN BY: <b>HM</b>	04/07/2024	SIZE B+	DWG NUMBER: <b>SPH3-LB840A-PCB</b>		REV <b>3</b>
	CHECKED BY: <b>JianYu</b>	04/07/2024		SCALE: 5:1		SHEET 3 OF 4
	ENGR APPR:	MFG APPR:	QA APPR:	THIRD ANGLE		

- PROPRIETARY INFORMATION -  
NO USE OR REPRODUCTION MAY BE MADE OF  
THIS DOCUMENT WITHOUT EXPRESS WRITTEN  
PERMISSION OF NEOCONIX.



## TOP PCB

### NOTES (UNLESS OTHERWISE SPECIFIED):

- IF THE VIA NEEDS TO BE LOCATED WITHIN THE 0.40X0.40 PAD, IT MUST BE FILLED, PLATED, AND PLANARIZED WITH 25UM MAX DIMPLE.
- SOLDERMASK APPLICATION IN THE ARRAY AREA IS OPTIONAL. IF APPLIED, IT SHALL NOT PROTRUDE MORE THAN 0.03MM ABOVE THE SURFACE OF THE MATING PADS.

**neconix**  
4020 MOORPARK AVENUE #108  
SAN JOSE, CA 95117 USA  
TEL: 408-530-9393 FAX: 408-530-9383

DIMENSIONS ARE IN  
MM [INCH]  
.X ± 0.13  
.XX ± 0.08  
.XXX ± 0.025  
ANGLE: NO DEC ± 2 DEGREE  
.X ±  
.XX ±

MATERIAL: **SEE NOTES**  
FINISH:  
DRAWN BY: **HM** 04/07/2024  
CHECKED BY: **JianYu** 04/07/2024  
ENGR APPR:  
MFG APPR:  
QA APPR:

TITLE: **RECOMMENDED PCB LAYOUT  
SPH3-LB840A**  
DWG NUMBER: **SPH3-LB840A-PCB** REV **3**  
SCALE: 5:1 SHEET 4 OF 4

