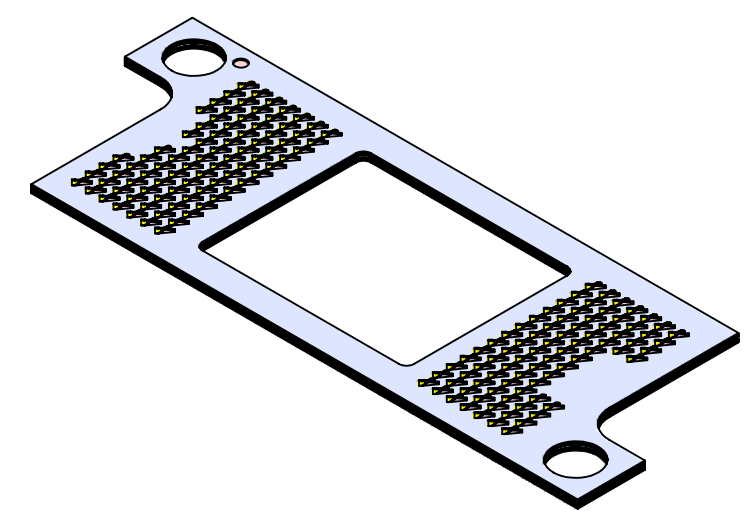
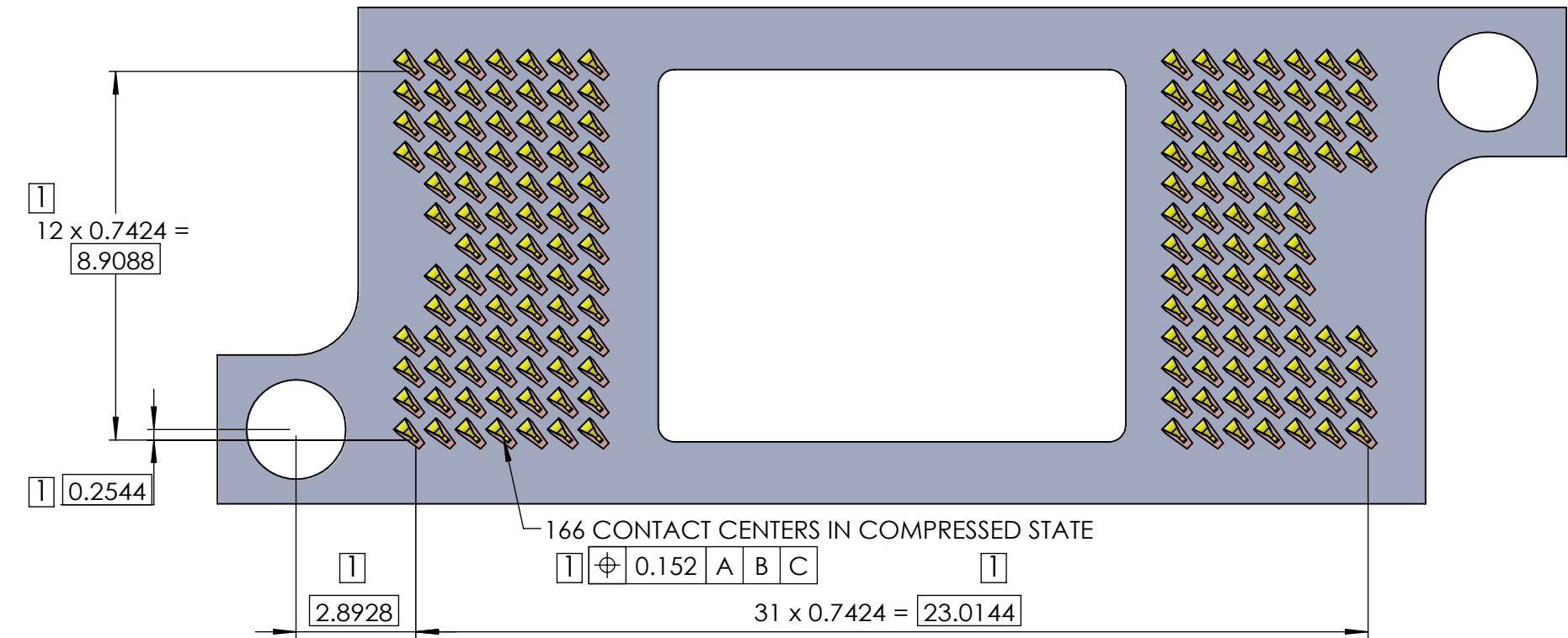
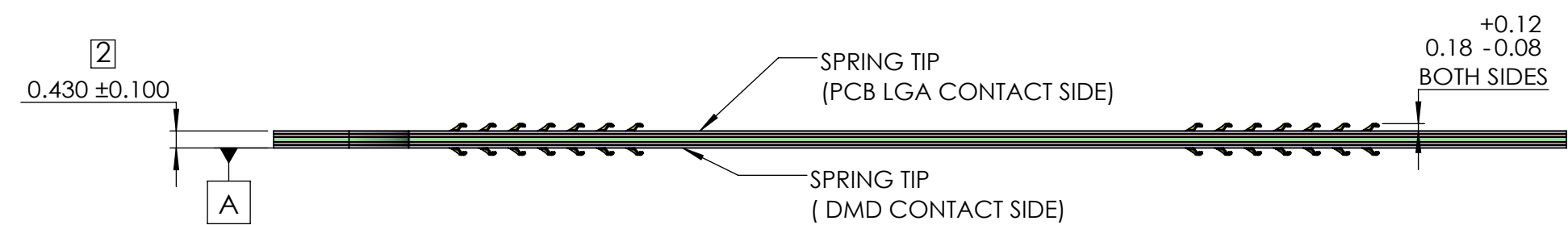
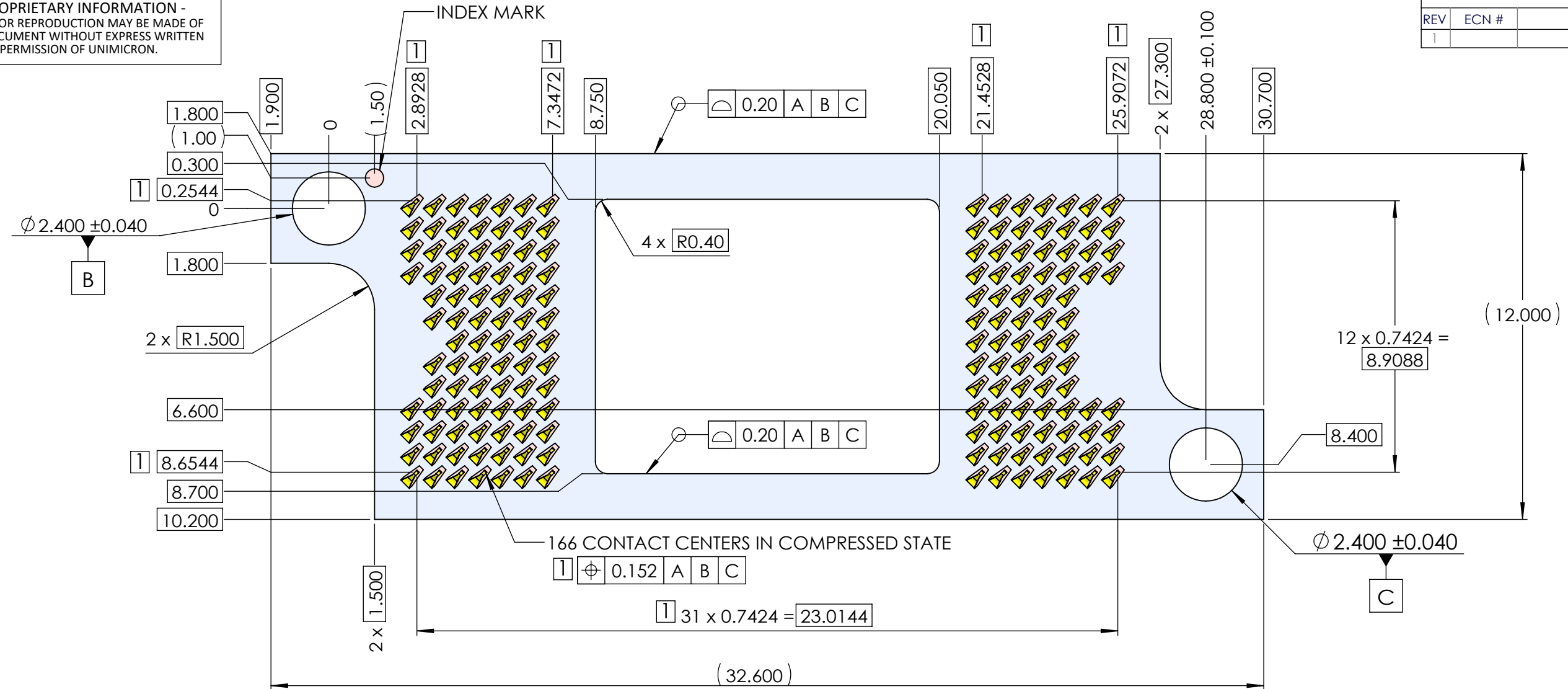


- PROPRIETARY INFORMATION -  
NO USE OR REPRODUCTION MAY BE MADE OF  
THIS DOCUMENT WITHOUT EXPRESS WRITTEN  
PERMISSION OF UNIMICRON.

Revisions			
REV	ECN #	Description	Date
1		Preliminary	2022/12/22



NOTES: UNLESS OTHERWISE SPECIFIED:

- Center Position Of The Contact Area In The Compressed State.
- Height When Contacts Are Fully Compressed Between DMD And PCB.
- Interpret Drawing Per ASME Y14.5-2018.
- Compliant With RoHS Directive 2011/65/EU.



DIMENSIONS ARE IN  
MM  
.X ± 0.15  
.XX ± 0.10  
.XXX ± 0.05  
ANGLE: NO DEC ± 1°  
.X ± 0.5°  
.XX ± 0.25°  
THIRD ANGLE

MATERIAL:		TITLE:	
FINISH: --		166 positions LGA-LGA PCBeam interposer (0.7424 mm pitch) - 0.43mm	
DRAWN BY: Winni Cheng	2022/12/22	SIZE:	DWG NUMBER:
CHECKED BY: Jason Wu	2022/12/22	B+	BDX0166CMMSXAU01
ENGR APPR: Gary Hsieh	2022/12/22	SCALE:	SHEET 1 OF 1
MFG APPR:			
QA APPR:			

REV	1
-----	---